

Hello Year 4! 😊

What a year it has been Year 4! We are in our last week and you have continued brilliantly with your learning throughout this whole period of home learning. It is almost time for a holiday!

This week, we celebrate our year in our Celebration assembly on **Wednesday**. Thank you for your hard work on this. Please send me any last contributions on Monday.

Remember to keep reading and going on TTRS during the holidays to keep these important skills fresh. We hope you enjoy a relaxing holiday and are so looking forward to seeing everyone back in school in September.

Warmest regards, Mrs. Elliott and Mrs Hart

Spelling, Punctuation and Grammar

This week we have one final spelling list!

accident, actually, busy, eighth, forward, forwards, guide, possess, occasion, Wednesday.

Rather than having a Hive Game for these we will be playing some games to practice using them. We will also look back at the whole of the Year 3/4 Spelling List. Can the children identify any words they need extra practice on before moving on to the Y5/6 spellings in September?

Daily Reading!

Keep reading everyone! Please remember to return your reading books to school so that we can get the library ready for Septemebr! Can you complete the [JCA Reading Bingo](#)



YEAR 4 HOME LEARNING



Literacy / Transition

This week we will using our literacy lessons to write a letter to Mr Palin and Mrs Longley so that you can tell them all about yourself as well as your goals and ambitions for Year 5. We will also be thinking about our friends and will be making a friendship flag with messages for our class mates. We will be preparing a Friendship magazine full of interesting activities to share with them.



Maths

This week we will be going over some key skills in maths. We will play some maths games and explore our concepts in different ways.

This week's lessons

Monday – 4 operations consolidation and game.

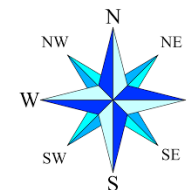
Tuesday – Decimals recap.

Wednesday – Unicorns v Giants. Maths game

Thursday – Summer maths activities and board game

TTRS – This week we have a battle against Y3. The last one of the year! Remember to keep playing on TTRS in the holidays to keep your times tables knowledge fresh!

Geography Compass Directions This week we are going to have a go at using a compass to give directions. Can you make your own compass rose picture or model?



Science Ask a Question. Watch this Oak National assembly with famous scientist Lord Robert Winston.

<https://www.youtube.com/watch?v=C6e0fZs4-IU>

Here, children ask him fascinating questions about Science such as: Where do rainforest animals go at night? How do you get crystals out of the ground? How do you make a vaccine for Covid 19? What makes the sound of thunder? It is fascinating to listen to!

I know Year 4 are fascinated about Science too! What questions would you like to know about Science? Write them down and then try to find out the answer. You could use some of this website to help.

<https://www.childrensuniversity.manchester.ac.uk/learning-activities/science/>






Or try the attached activity – How do you grow a rainbow?



Twitter: Tag us in pictures of you learning from home! @JCAWakefield

Jerry Clay Academy - Reading Bingo Challenge



<p style="text-align: center;">Read aloud to someone</p>	<p style="text-align: center;">Read your favourite book</p> 	<p style="text-align: center;">Let your parent/adult/sibling choose a book</p>	<p style="text-align: center;">Take turns reading a page with someone</p> 
<p style="text-align: center;">Read a book then write a review</p> 	<p style="text-align: center;">Read a book then draw a picture</p>	<p style="text-align: center;">Read twice in one day</p>	<p style="text-align: center;">Read and draw the characters</p>
<p style="text-align: center;">Read in bed</p>	<p style="text-align: center;">Read outdoors</p>	<p style="text-align: center;">Read to a pet or to a soft toy</p> 	<p style="text-align: center;">Read on a rainy day</p>
<p style="text-align: center;">Build a fort and read in it</p> 	<p style="text-align: center;">Listen to an audio story</p> <p style="text-align: center;">Some examples here</p> <p style="text-align: center;">https://www.bbc.co.uk/teach/school-radio/audio-stories/zh3t2sg</p>	<p style="text-align: center;">Re-read a book you love</p>	<p style="text-align: center;">Read and write to the author</p> 