

Mindfulness

I am so proud of how hard you have all been working. Make sure you have a break away from screen time and enjoy outdoor and creative learning. This week, we are focussing on positivity. Think about 3 things you are thankful for and grateful to have. These could be people, objects, memories, anything! In the hearts draw a picture of what you are grateful for and in the box explain why. You don't have to use the template, you can be as creative as you wish 😊

Maths

White Rose Hub

We will continue our new Maths learning every day on the white rose hub. I will continue to upload activities from WRH onto seesaw daily so that these can be completed directly on seesaw if preferred. I will also upload other activities related to the current learning.

Diamond Dash

Please continue to practise your Diamond Dash. When you are ready you could practise in the allocated time and then try the next Diamond Dash level?

Times Table Rock stars

This week we will be having new battle against Year 3! Let's see if Team Year 2 can be the winners of the battle. I will be emailing certificated for the top 3 contributors.

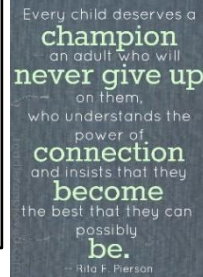
Hit the button – WEBSITE NOT APP

Please practise **number bonds up to 20** to link with current maths learning this week. First start with **make 20**. Once you are confident with these you could explore addition and subtraction **within 20**.

<https://www.topmarks.co.uk/maths-games/hit-the-button>



YEAR 2 HOME LEARNING



Good morning Year Two 😊

Here is an overview of tasks we'd like the children to be completing at home over the forthcoming week. Thank you for your continued support! I know every one is completing the different activities set on different days, depending on your own daily timetable 😊

#TeamYearTwo

Warmest regards,

Miss Mitchell 😊

Spelling, Punctuation and Grammar (SPAG)

Spellings

I have updated this week's spellings on Spelling Shed. This week, I will be hosting an online spelling test on Spelling Shed on **THURSDAY 7TH May @1pm**. Just log on and click on 'Hive Game'. Please begin to join the game 10 mins before to ensure everyone is logged on and I will begin at approx. 1:10pm.

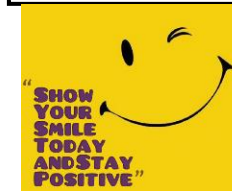

If you cannot join us on spelling shed, it would be great if you could complete it on paper and share it on seesaw.

Science:

Our Science topic is 'Plants and animals'. This week, we will continue our investigation on plants. This week can you compare how plant and humans are similar and what they need to survive. <https://www.bbc.co.uk/bitesize/clips/zg7s39q> is a great simple video to explain the different characteristics of living things. MRS GREN is an acronym to help remember these. I will post examples and further support on seesaw 😊

Daily Reading 😊

This week's reading challenge is find the most interesting/cosy/favourite place for your daily reading. This could be inside or outside. Every day could also be a different place! Take a photo or a video of yourself reading in your most interesting or favourite place to read every day. It would be great if you could share your photos/videos on seesaw 😊



Writing

This week, we will be focussing on a new text for Literacy. In Literacy, we will be focussing on 'Cyril the lonely cloud' written by Tim Hopgood and our outcome will be to our own version of the story. This week's activities in Literacy will focus on exploring and understanding the story in detail. I have uploaded a video of myself reading the story to seesaw. 😊

Geography:

For our Geography focus this week, your challenge is to create a rain gauge. I have attached some simple instructions to create a simple rain gauge. If you do not have a ruler you could measure the rain in millilitres, using a measuring jug to mark each 50 or 100ml instead. You can monitor this daily and maybe create a data chart of your daily results.

Art

For our new theme 'What's the weather?' Can you create a weather/season picture using natural resources from outdoors? I have attached some examples in the email but be as creative as you wish. Please post your work on seesaw to add to your Art folder 😊