


Maths

Please use the White Rose Maths online scheme every day to review and consolidate key mathematical skills for Early Years (EYFS). There are a range of tasks available including new and familiar learning which is based on a story with excellent every day maths activities suitable for your child and other siblings/family members. This week, the maths activities are based on two books 'The Night Pirates and The Troll'. This is the link:


<https://whiterosemaths.com/homelearning/early-years/>

Starting with a Story Reception




These activities and ideas are based around the books "The Night Pirates" by Peter Harris & Deborah Allwright and "Troll" by Julia Donaldson & David Roberts

All activities could be done without the books!



Starting with a Story Reception


Talking Together




Take a kitchen roll (or loo roll) to use as a telescope.

Alternatively use paper or card, possibly from a cereal box, and roll up to make a tube. Talk about how to make patterns looking at colour and shape. To make this more piratey use your skills in pattern to make an AB pattern.


(Remember grown ups you need to repeat this 3 times to consolidate the learning.)



Or if you are feeling adventurous create a new pattern!



This could be with paints or with tape you have around the house.



I have included other mathematical challenges on the home learning plan related to our core text 'The Rainbow Fish. These can be completed in addition to the White Rose Maths Scheme.

Challenge 2 Count and share the shiny scales with the Rainbow fish.




Please upload photos or videos of the maths activities your child completes to Tapestry.

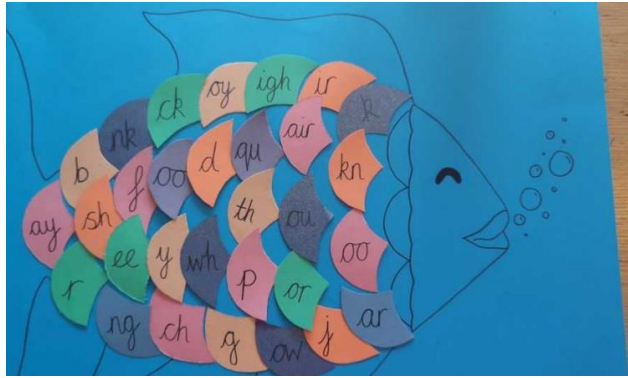

Literacy

Challenge 1 Draw a picture of the rainbow fish. Label your drawing using the words on the word mat provided. See below.



Challenge 2 Write 'sounds' onto the fish scales with whooshes. Please use the videos and fish / scale templates on Tapestry. More videos will be uploaded throughout the week with different set 1 and 2 sounds.





Challenge 3 Write at least 1 sentence about being kind and caring. Use Action Words to help build and write your sentences. For example:

I am kind to my Mum / Dad.

We can be kind.

We are kind and caring.

I like to be kind and

They are and

Challenge 4 Write a 'kindness' or 'friendship' potion.

For Example:


A pinch of love

Stir in a smile

2 large spoons of kindness

A sprinkle of gentleness and 10 drops of respect.

Mix in lots of fun.



There are lots of recipe templates on Twinkl. You could print these off or design your own!
Here are the links:

<https://www.twinkl.co.uk/resource/t-t-1176-recipe-template>

<https://www.twinkl.co.uk/resource/t-tp-5555-blank-cauldron-template-activity>

<https://www.twinkl.co.uk/resource/t2-p-005-friendship-potion-page-borders>

Please upload your writing challenges to Tapestry.

Art / Creative

Challenge 1 Create 'stone' art. Your child may like to create a fish out of natural materials or paint stones with rainbow colours or sea creature designs.



Use string to create the fish shape outline. Collect stones for the scales. Wrap some stones in foil / paint them to make them into the rainbow fish just like Mrs Sellars has created in this picture.



Challenge 2 Create a box aquarium. See steps below. There is a bigger user friendly version of this on Tapestry. Your child may like to act out or re tell the 'Rainbow Fish' story using the box aquarium. What other sea creatures could they add to their aquarium? Can your child tell an alternative story using story telling language? 'Once upon a time



These are other creative ideas.




Celery painting. This can be linked to maths with creating coloured patterns.

Hand print fish or sea creatures.



Create the 'alphabet' using household items. See below for ideas. What shapes or letters can you make with your body?

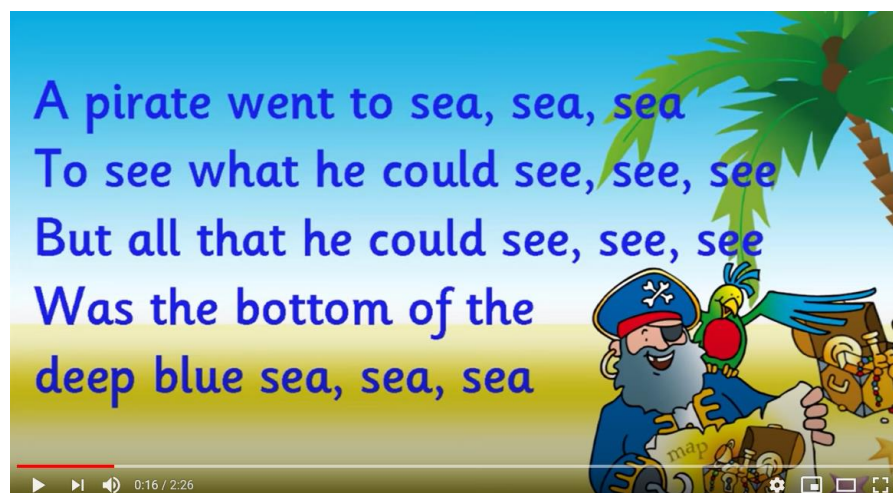


Music

Challenge 2 Learn a 'sea shanty' song. Perform it.

<https://www.youtube.com/watch?v=YO3he2Gv4M> A Pirate went to sea.

<https://www.youtube.com/watch?v=QVfVlcW1alo> When I was 1.



Water Play

Challenge 1 Create a water wall/fence using milk cartons, yoghurt pots, tubing and plastic plant pots. There is also a brilliant example from @coolcanvas on twitter giving instructions on how to build this.

